


track Heads



track heads



R30 Step Cylinder

TH206 White

TH207 Black

TH304 Brushed Nickel

(1) R30/PAR30 75W max.
(Long Neck)

Dimensions: Height 6 1/2",
Width 4 1/2", Extension 8 1/2"



R20 Step Cylinder

TH204 White

TH205 Black

TH303 Brushed Nickel

(1) R20/PAR20 50W max.

Dimensions: Height 5 1/4",
Width 3 1/2", Extension 7 1/2"



R30 Soft Square

TH214 White

TH215 Black

(1) R30/PAR30 75W max.
(Long Neck)

Dimensions: Height 7",
Width 4 1/2", Extension 9 1/2"



R20 Soft Square

TH212 White

TH213 Black

(1) R20/PAR20 50W max.

Dimensions: Height 6",
Width 3 1/2", Extension 8"



R20 Straight Cylinder

TH200 White

TH201 Black

TH307 Brushed Nickel

(1) R20/PAR20 50W max.

Dimensions: Height 6 1/2",
Width 4 1/4", Extension 9 1/2"



R30 Straight Cylinder

TH202 White

TH203 Black

TH308 Brushed Nickel

(1) R30/PAR30 75W max.
(Long Neck)

Dimensions: Height 7",
Width 4 1/4", Extension 9 1/2"



R20 Bullet Cylinder

TH208 White

TH209 Black

TH305 Brushed Nickel

(1) R20/PAR20 50W max.

Dimensions: Height 7",
Width 4 1/4", Extension 9 1/2"



R30 Bullet Cylinder

TH210 White

TH211 Black

TH306 Brushed Nickel

(1) R30/PAR30 75W max.
(Long Neck)

Dimensions: Height 7",
Width 4 1/4", Extension 9 1/2"

track Heads



track heads



PAR20 Gimbal Ring

TH220 White
TH221 Black
TH300 Brushed Nickel
(1) PAR20 50W max.
Dimensions: Height 4 1/2",
Width 2 3/4", Extension 6 3/4"



PAR30 Gimbal Ring

TH222 White
TH223 Black
TH301 Brushed Nickel
(1) PAR30 75W max. (Short Neck)
Dimensions: Height 4 1/2",
Width 4", Extension 10 1/2"



PAR38 Gimbal Ring

TH224 White
TH225 Black
TH302 Brushed Nickel
(1) PAR38 150W max.
Dimensions: Height 6 1/4",
Width 5", Extension 10 1/2"




PAR20 Short Bullet Cylinder

TH216 White
TH217 Black
(1) PAR20 50W max.
Dimensions: Height 4 1/2",
Width 3 1/2", Extension 7"



PAR30 Short Bullet Cylinder

TH218 White
TH219 Black
(1) PAR30 75W max. (Short Neck)
Dimensions: Height 5 1/4",
Width 4 1/2", Extension 8"



12V track Heads

12V track heads

MR11 Mini Square

TH269 White

TH270 Black

(1) 35W MR11 12V max.

Dimensions: Height 2 1/4",
Width 1 1/4", Extension 5 1/2"



MR11 Mini Round

TH267 White

TH268 Black

(1) 35W MR11 12V max.

Dimensions: Height 3 1/4",
Width 2 1/4", Extension 6 1/2"



MR16 Round

TH234 White

TH235 Black

TH309 Brushed Nickel

(1) 50W MR16 12V max.

Dimensions: Height 3 1/4",
Width 2 1/4", Extension 6 1/2"



MR16 Square

TH232 White

TH233 Black

TH310 Brushed Nickel

(1) 50W MR16 12V max.

Dimensions: Height 3 1/4",
Width 2 1/4", Extension 6 1/2"



MR16 Roundback

TH236 White

TH237 Black

TH327 Brushed Nickel

(1) 50W MR16 12V max.

Dimensions: Height 3 1/4",
Width 2 1/4", Extension 6 1/2"



MR16 Gimbal Ring

TH238 White

TH239 Black

TH311 Brushed Nickel

(1) MR16 50W 12V max.

Dimensions: Height 2 1/4",
Width 2", Extension 4 1/2"



MR16 Cast Ring

TH259 White

TH260 Black

TH328 Brushed Nickel

(1) MR16 50W max.

Dimensions: Height 4",
Width 2 1/4", Extension 6 1/2"



PAR36 Gimbal Ring

TH271 White

TH272 Black

(1) 50W PAR36 12V max.

Dimensions: Height 3",
Width 4 1/4", Extension 7"



120V



Track Heads

120V track heads



MR16 Square

TH312 White

(1) 50W MR16 / GU10 base 120V max.

Dimensions: Height 3¼",
Width 2¼", Extension 6½"



MR16 Square

TH313 Black

(1) 50W MR16 / GU10 base 120V max.

Dimensions: Height 3¼",
Width 2¼", Extension 6½"



MR16 Square

TH314 Brushed Nickel

(1) 50W MR16 / GU10 base 120V max.

Dimensions: Height 3¼",
Width 2¼", Extension 6½"



MR16 Roundback

TH315 White

(1) 50W MR16 / GU10 base 120V max.

Dimensions: Height 3¼",
Width 2¼", Extension 6½"



MR16 Roundback

TH316 Black

(1) 50W MR16 / GU10 base 120V max.

Dimensions: Height 3¼",
Width 2¼", Extension 6½"



MR16 Roundback

TH317 Brushed Nickel

(1) 50W MR16 / GU10 base 120V max.

Dimensions: Height 3¼",
Width 2¼", Extension 6½"



MR16 Gimbal Ring

TH321 White

(1) 50W MR16 / GU10 base 120V max.

Dimensions: Height 2¼",
Width 2", Extension 4½"



MR16 Gimbal Ring

TH322 Black

(1) 50W MR16 / GU10 base 120V max.

Dimensions: Height 2¼",
Width 2", Extension 4½"



MR16 Gimbal Ring

TH323 Brushed Nickel

(1) 50W MR16 / GU10 base 120V max.

Dimensions: Height 2¼",
Width 2", Extension 4½"



*Power Flood
with Barndoor*

TH228 White

TH229 Black

(1) 150W J Type 78MM
(Short) max.

*Dimensions: Height 2 1/4",
Width 5 X 2 1/4", Extension 4 1/2"*



R40 Step Cylinder

TH281 White

TH282 Black

(1) 150W BR40/
PAR38/BR38 max.

*Dimensions: Height 8",
Width 5 1/2", Extension 11"*



*Snake-Flexible
Gooseneck*

TH273 White

TH274 Black

(1) 50W MR16 12V. max.

*Dimensions: Height 22",
Width 2 1/4"*



R40 Straight Cylinder

TH283 White

TH284 Black

(1) 150W BR40/
PAR38/BR38 max.

*Dimensions: Height 8",
Width 5 1/2", Extension 12"*

universal Holders



universal holders

Mini Universal Holder

TH279 White

TH280 Black

(1) R20/BR30/BR40/PAR20 /PAR30/PAR38 150W. max.

Dimensions: Height 2 1/4" Width 2",
Extension 6" (without lamp)



Universal Holder

TH226 White

TH227 Black

TH324 Brushed Nickel

(1) R20/BR30/BR40/PAR20 /PAR30/PAR38 150W. max.

Dimensions: Height 4 1/4" Width 2",
Extension 7" (without lamp)



Universal Holder Lamping Suggestions



R20



BR30



BR40



PAR20



PAR30



PAR38



Self
Grounding
3 Conductor
System

POWER FEEDS



Conduit Live End

- TP169 White
- TP170 Black

Electrifies the track from the end of the run to a conduit pipe.



Live End & Canopy

- TP152 White
- TP153 Black

Electrifies the track from the end of the run.



Live End Cord Kit

- TP154 White
- TP155 Black

Electrifies the track anywhere along the length of the run.



Live End Cord Kit

- TP156 White
- TP157 Black

Electrifies the track from the end of the run supplied with 15' of two conductor wire and line switch.

CONNECTORS



Mini Straight Connector

- TP144 White
- TP145 Black


Connects tracks in a straight run.



"X" Connector

- TP150 White
- TP151 Black

Connects four tracks together in an "X" shape pattern.



"T" Connector

- TP148 White
- TP149 Black


Connects three tracks together in a "T" shape pattern.



"L" Connector

- TP146 White
- TP147 Black

Connects tracks at a 90° angle.



Flexible Connector

- TP167 White
- TP168 Black

Variable angle connector.



Inline Feed

- TP171 White
- TP172 Black

track Lighting Accessories



track lighting accessories

Extensions

- 18" **TP159** White
- TP163** Black
- 24" **TP160** White
- TP164** Black
- 36" **TP161** White
- TP165** Black
- 48" **TP162** White
- TP166** Black

Lowers track heads to desired length.



Monopoint Adapter



Monopoint Adapter

TP142 White

TP143 Black

Individually mounts a single track head to a junction box.
Note: Not for use with low voltage track heads.



White Baffle

TP180 R20 Size

TP181 R30 Size



Offset Monopoint Adapter

TP176 White

TP177 Black

Offset monopoint for low voltage track heads.



Pendant Suspension Kit

- 24" **TP178** White
- TP179** Black



Kit Includes:

Canopy, Stem, Support & Power Feed Accessories

Tracks


- 2' **TR118** White
- TR119** Black
- TR126** Brushed Nickel
- 4' **TR120** White
- TR121** Black
- TR127** Brushed Nickel
- 6' **TR124** White
- TR125** Black
- TR128** Brushed Nickel
- 8' **TR122** White
- TR123** Black
- TR129** Brushed Nickel

All tracks include two dead end caps and mounting hardware.





PAR30 Gimbal Ring
TK316 White
(3) PAR30 (shortneck) 75W max.



PAR30 Gimbal Ring
TK317 Black
(3) PAR30 (shortneck) 75W max.



PAR30 Gimbal Ring
TK343 Brushed Nickel
(3) PAR30 (shortneck) 75W max.



R30 Straight Cylinder
TK318 White
(3) R30/PAR30 (longneck) 75W max.



R30 Straight Cylinder
TK319 Black
(3) R30/PAR30 (longneck) 75W max.



R30 Straight Cylinder
TK341 Brushed Nickel
(3) R30/PAR30 (longneck) 75W max.



R30 Step Cylinder
TK320 White
(3) R30/PAR30 (longneck) 75W max.



R30 Step Cylinder
TK321 Black
(3) R30/PAR30 (longneck) 75W max.



R30 Step Cylinder
TK340 Brushed Nickel
(3) R30/PAR30 (longneck) 75W max.



R30 Bullet Cylinder
TK322 White
(3) R30/PAR30 (longneck) 75W max.



R30 Bullet Cylinder
TK323 Black
(3) R30/PAR30 (longneck) 75W max.



R30 Bullet Cylinder
TK342 Brushed Nickel
(3) R30/PAR30 (longneck) 75W max.


ALL TRACK KITS INCLUDE:

- (1) Four foot track
- (3) Track lighting heads
- (1) Floating power feed canopy
- All necessary mounting hardware
- Four color display carton












All track kits supplied with floating canopy kit

track lighting Kits



track lighting kits

LINE VOLTAGE

 <p>MR16 Square TK347 Brushed Nickel (3) 50W MR16 / GU10 base 120V max.</p>	 <p>MR16 Square TK345 White (3) 50W MR16 / GU10 base 120V max.</p>	 <p>MR16 Square TK346 Black (3) 50W MR16 / GU10 base 120V max.</p>
 <p>MR16 Round Back TK349 Black (3) 50W MR16 / GU10 base 120V max.</p>	 <p>MR16 Round Back TK348 White (3) 50W MR16 / GU10 base 120V max.</p>	 <p>MR16 Round Back TK354 Brushed Nickel (3) 50W MR16 / GU10 base 120V max.</p>
 <p>MR16 Gimbal Ring TK355 White (3) 50W MR16 / GU10 base 120V max.</p>	 <p>MR16 Gimbal Ring TK352 Black (3) 50W MR16 / GU10 base 120V max.</p>	 <p>MR16 Gimbal Ring TK353 Brushed Nickel (3) 50W MR16 / GU10 base 120V max.</p>

LOW VOLTAGE

 <p>MR16 Square TK310 White (3) 50W MR16 / GX5.3 base 12V max.</p>	 <p>MR16 Square TK311 Black (3) 50W MR16 / GX5.3 base 12V max.</p>
 <p>MR16 Round Back TK312 White (3) 50W MR16 / GX5.3 base 12V max.</p>	 <p>MR16 Round Back TK313 Black (3) 50W MR16 / GX5.3 base 12V max.</p>
 <p>MR16 Gimbal Ring TK314 White (3) 50W MR16 / GX5.3 base 12V max.</p>	 <p>MR16 Gimbal Ring TK315 Black (3) 50W MR16 / GX5.3 base 12V max.</p>

ALL TRACK KITS INCLUDE:

- (1) Four foot track
- (3) Track lighting heads
- (1) Floating power feed canopy
- All necessary mounting hardware
- Four color display carton



All track kits supplied with floating canopy kit



flexible track Kits

The days of rigid linear tracks are now a bygone era. Flexible Track Kits afford freedom of choice in lighting design. Whether an "S" shape, semicircle or free form, these systems allow sleek curves to gracefully move across the ceiling. Each kit comes packaged with everything needed for a quick, simple installation.

DIRECT WIRE KITS

Direct Wire Bullet Kit

76-460 Silver

5 Lights X 20W MR16 Max. (included)

INCLUDES:

- 5 Metallic Silver Bullets
- 15' X 1/2" Silver Track and Supports
- Direct Wire Silver Transformer



Direct Wire MR16 Spot Kit

76-454 Silver

5 Lights X 20W MR16 Max. (included)

INCLUDES:

- 5 Metallic Silver MR16 Spots
- 15' X 1/2" Silver Track and Supports
- Direct Wire Silver Transformer



PORTABLE KITS

Portable Bullet Kit

76-457 Silver

5 Lights X 20W MR16 Max. (included)

INCLUDES:

- 5 Metallic Silver Bullets
- 15' X 1/2" Silver Track and Supports
- Portable Silver Transformer with 10'coiled cord



Portable MR16 Spot

76-450 Silver

5 Lights X 20W MR16 Max. (included)

INCLUDES:

- 5 Metallic Silver MR16 Spots
- 15' X 1/2" Silver Track and Supports
- Portable Silver Transformer with 10'coiled cord



Portable MR16 Spot

76-453 Transparent

5 Lights X 20W MR16 Max. (included)

INCLUDES:

- 5 Transparent MR16 Spots
- 15' X 1/2" Transparent Track and Supports
- Portable Transparent Transformer with 10'coiled cord



See Page 286 for More information

FLEXIBLE TRACK KITS INCLUDE: • Five Spotlights • 15' X 1/2" Flexible Track • Transformer


flexible track kits

flexible track Kits

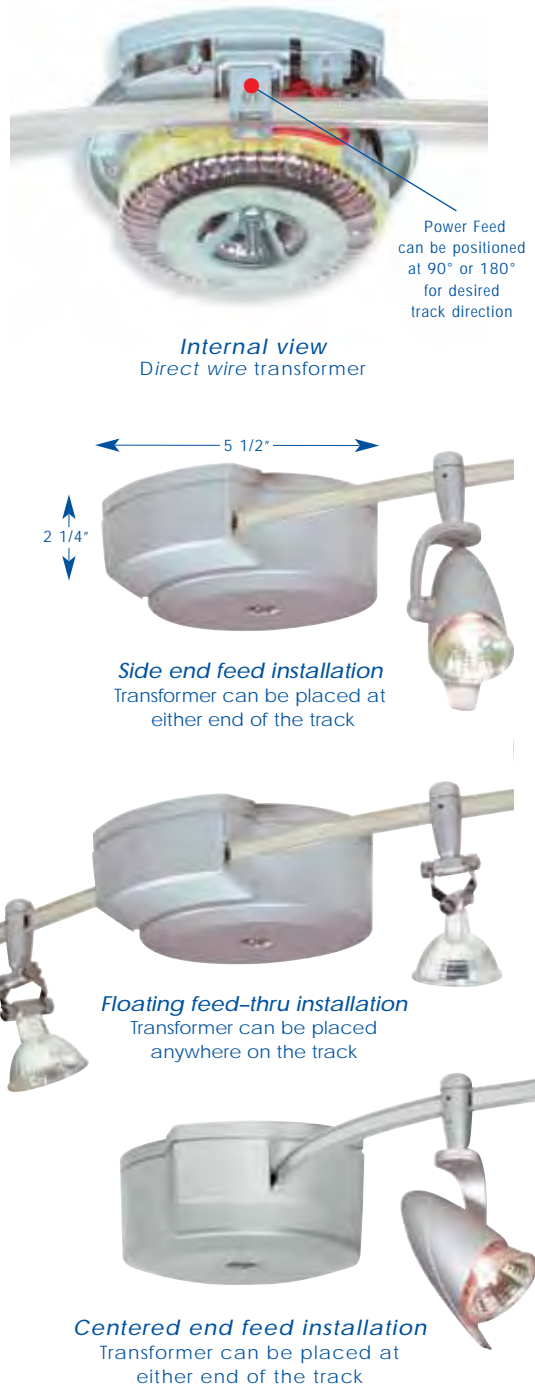


flexible track kits

Portable transformers



Direct wire transformers



All transformers rated at 105 Watts maximum.

Kits Include All Mounting Hardware & Halogen Lamps